



SAFETY GLOVES

NITRILE AND PU SAFETY GLOVES

Ninja Safety Gloves in PU, Foam Nitrile and Sandy Nitrile Palm Coating Dip. Touch screen and cut resistant options. Protection against oils, grease, gasoline, solvents, fats. For builders, workers and mechanics. EN388 Certifications. Shop all safety glove options below.



CUT RESISTANT GLOVES (LEVEL 5)

BOX SIZE PRICE PER PAIR

- 1 Pair \$12.00
- 3 Pairs \$8.65
- 12 Pairs \$5.00
- 24 Pairs \$4.16

- 4544 Level 5 Cut Resistant Gloves
- Grey only with black palm dip
- Sandy nitrile palm coating
- Protects from metal / glass handling, metal stamping, sharp objects
- FAQs

c Expand AICC Collapse All Safety Gloves

What do Safety Work Glove Ratings Mean?

All Smith & ARROW Work Gloves have EN388 Certification giving a measured protection from mechanical risks across 4 industry parameters: Abrasion, Cut, Tear, and Puncture resistance - each rated from lowest "1" through to highest "5". Protection against mechanical hazards is expressed by a pictogram followed by these four constructs (performance levels), each representing test performance against a specific hazard.

1. Resistance to abrasion - Based on the number of cycles required to abrade through the sample glove (abrasion by sandpaper



under a stipulated pressure). The protection factor is then indicated on a scale from 1 to 5 depending on how many revolutions are required to make a hole in the material. The higher the number, the better the glove

2. Blade cut resistance - Based on the number of cycles required to cut through the sample at a constant speed. The protection factor is then indicated on a scale from 1 to 5.

3. Tear resistance - Based on the amount of force required to tear the sample. The protection factor is then indicated on a scale from 1 to 5.

4. Puncture resistance - Based on the amount of force required to pierce the sample with a standard sized point. The protection factor is then indicated on a scale from 1 to 5.

What is the difference between PU and Foam Nitrile Safety Gloves?

The two most popular types of glove coatings are polyurethane (PU) and foam nitrile. Palm coatings bring important benefits and options to work gloves, including enhanced grip, higher levels of abrasion resistance, and even water resistance. The best rule of thumb is to use foam nitrile in wet conditions and polyurethane for dry conditions.

Coating	Dry Grip	Wet Grip	Suitable with Abrasives	Durability	Comfort	Breathability	Grip Sensitivity	Puncture Proof	Temperature Range
Polyurethane (PU)	Good	Moderate	Poor	Moderate	Excellent	Good	Excellent	Good	To 79°C
Foam Nitrile	Good	Excellent	Poor	Moderate	Good	Moderate	Good	Good	To 140°C

[Load More](#)

Size

S, M, L, XL, XXL

Number of Gloves

1 Pair, 3 Pairs, 12 Pairs, 24 Pairs

[Read More](#)

SKU: Cut Gloves

Price: From: \$12.00



DISPOSABLE NITRILE GLOVES

BOX SIZE PRICE 3.5g PRICE 5.5g

100 pairs \$0.13 per pair \$0.14 per pair

600 Pairs \$0.11 per pair \$0.12 per pair

1000 Pairs \$0.10 per pair \$0.11 per pair

- **Nitrile is chemical and puncture resistant**
- **Choose 3.5g or 5.5g thickness**
- **Latex & Powder Free**
- **Choose M, L, XL, XXL**
- **EN455 Disposable Glove Certification**
- **FAQs**

c Expand All Collapse All

Disposable Nitrile Gloves

What Are Nitrile Gloves Made Of?

Nitrile is basically a synthetic reprocessed version of latex. Nitrile is a synthetic co-polymer, formed through acrylonitrile and butadiene combining. Nitrile gloves begin their lifecycle as rubber from rubber trees. They are then transformed into latex rubber. After they are turned into latex rubber they are again reprocessed until they turn into the nitrile compound material. The extra processing removes all latex proteins. The reprocessing and removal of all latex proteins means that nitrile material also has a lower allergy rate than latex.

Are Nitrile Gloves good for mechanics?

Black Nitrile Disposable Gloves are the preferred disposable gloves for mechanics as nitrile gloves are stronger than latex gloves. They are also more resistant to chemicals, have higher puncture resistance. Nitrile is also stronger than latex - in fact, it's up to 3 times more puncture resistant. Although you give up some strength and flexibility with nitrile, it's much more puncture-resistant than natural rubber gloves. Most mechanics need a strong, dexterous, chemical resistant glove and as a result the nitrile glove is a perfect option.

How long will Disposable Nitrile Gloves Last?

Nitrile gloves last a long time, however like any natural product they will eventually degrade. While an exact shelf life time period is dependent on what specific material the gloves are made of and storage facilities, a general rule of thumb is up to five years for disposable nitrile gloves. To ensure your box of nitrile gloves lasts its lifetime, make sure that you store them out of direct sunlight, and out of the heat.

Should I use powdered or powder-free Disposable Nitrile Gloves?

Historically, powder assisted in wearing the disposable glove (getting the glove on), but nowadays there are different types of processing, including "chlorination", which has made the glove satin and therefore make it easier to put on even in the absence of powder. In recent years consumers of disposable gloves are gradually shifting from the use of pre-powdered gloves to the use of gloves powder free. The reasons for this trend are numerous but are mainly linked to the fact that powder often causes allergic reactions, which in some sectors may represent a critical element. Smith & ARROW gloves are powder free.

Are Disposable Nitrile Gloves impermeable?

It is important to remember nothing is impermeable forever. Nitrile material does have a higher chemical resistance rate compared to latex material, however some strong grade chemicals may pass through. However for an everyday work glove, disposable nitrile gloves are a good choice for hand protection against common chemicals.

Are Disposable Nitrile Gloves Waterproof?

Yes, Nitrile gloves are waterproof. Nitrile is derived from rubber so it is naturally waterproof. Smith & ARROW's nitrile gloves also have strong chemical resistance.

What Do Nitrile Gloves Protect Against?

Nitrile is waterproof, grease proof, oil proof and most importantly chemical resistant to a range of common chemicals and substances. Nitrile gloves are also commonly used in the medical industry due to their high puncture resistance, and dexterous strength, however can also be used for mechanical work and general purpose duties.

What is the difference between Disposable Nitrile Gloves and latex gloves?

Nitrile gloves are made out of a synthetic rubber, and are an ideal alternative when latex allergies are of concern. Compared to latex, nitrile gloves are the superior glove when it comes to puncture resistance. Nitrile gloves have characteristics of mechanical strength and are chemically superior to latex gloves. They maintain good elasticity, always very much appreciated in disposable gloves, as it gives sensitivity and ergonomics. Nitrile disposable gloves are also suitable for contact with various types of food and are increasingly used for handling foodstuffs. Nitrile gloves are therefore preferred for those jobs where greater mechanical and chemical resistance is needed, as well as for those who are allergic to natural latex proteins.

What is the difference between disposable nitrile gloves and latex gloves?

Nitrile has a higher puncture resistance than any other glove material, and has a better chemical resistance than latex. Nitrile gloves have higher chemical resistance to latex gloves and they maintain good elasticity, allowing sensitivity and dexterity. Nitrile disposable gloves are also suitable for contact with various types of food and are increasingly used for handling foodstuffs. Nitrile gloves are therefore preferred for those jobs where greater mechanical and chemical resistance is needed, as well as for those who are allergic to natural latex proteins.

Load More

Number of Gloves

100 Gloves, 600 Gloves, 1000 Gloves

Size

M, L, XL, XXL

Thickness of Glove

3.5g (Normal), 5.5g (Industrial)

[Read More](#)

SKU: Disposable Gloves

Price: From: \$12.95



TOUCHSCREEN SAFETY GLOVES - 12 PAIRS

BOX SIZE PRICE PER PAIR

- 12 Pairs \$1.66
- 24 Pairs \$1.46
- 48 Pairs \$1.35

- **PU (Polyurethane) Palm Dipped**
- **Grey Touch Screen**
- **12 / 24 / 48 Pairs**
- **EN388 Rating: 3131**
- **FAQs**

c Expand AICC Collapse All
Safety Gloves

What do Safety Work Glove Ratings Mean?

All Smith & ARROW Work Gloves are have EN388 Certification giving a measured protection from mechanical risks across 4 industry parameters: Abrasion, Cut, Tear, and Puncture resistance – each rated from lowest “1” through to highest “5”. Protection against mechanical hazards is expressed by a pictogram followed by these four constructs (performance levels), each representing test performance against a specific hazard.

1. Resistance to abrasion – Based on the number of cycles required to abrade through the sample glove (abrasion by sandpaper



under a stipulated pressure). The protection factor is then indicated on a scale from 1 to 5 depending on how many revolutions are required to make a hole in the material. The higher the number, the better the glove

2. Blade cut resistance – Based on the number of cycles required to cut through the sample at a constant speed. The protection factor is then indicated on a scale from 1 to 5.

3. Tear resistance – Based on the amount of force required to tear the sample. The protection factor is then indicated on a scale from 1 to 5.

4. Puncture resistance – Based on the amount of force required to pierce the sample with a standard sized point. The protection factor is then indicated on a scale from 1 to 5.

What is the difference between PU and Foam Nitrile Safety Gloves?

The two most popular types of glove coatings are polyurethane (PU) and foam nitrile. Palm coatings bring important benefits and options to work gloves, including enhanced grip, higher levels of abrasion resistance, and even water resistance. The best rule of thumb is to use foam nitrile in wet conditions and polyurethane for dry conditions.

Coating	Dry Grip	Wet Grip	Suitable with Abrasives	Durability	Comfort	Breathability	Grip Sensitivity	Puncture Proof	Temperature Range
Polyurethane (PU)	Good	Moderate	Poor	Moderate	Excellent	Good	Excellent	Good	To 79°C
Foam Nitrile	Good	Excellent	Poor	Moderate	Good	Moderate	Good	Good	To 140°C

Load More

Size

S, M, L, XL, XXL

Number of Gloves

12 Pairs, 24 Pairs, 48 Pairs

[Read More](#)

SKU: Touchscreen Gloves

Price: From: \$19.95



HI VISIBILITY FOAM NITRILE SAFETY GLOVES - 12 PAIRS

BOX SIZE PRICE PER PAIR

- 12 Pairs \$1.66
- 24 Pairs \$1.46
- 48 Pairs \$1.35

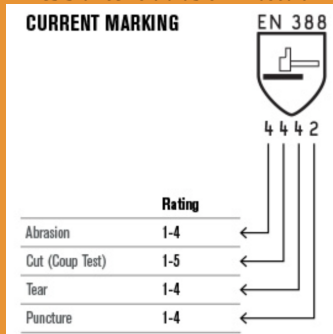
- **Foam Nitrile Palm Dipped**
- **Orange Hi Visibility**
- **12 / 24 / 48 Pairs**
- **EN388 Rating: 4121**
- **FAQs**

c Expand AIC Collapse All
Safety Gloves

What do Safety Work Glove Ratings Mean?

All Smith & ARROW Work Gloves are have EN388 Certification giving a measured protection from mechanical risks across 4 industry parameters: Abrasion, Cut, Tear, and Puncture resistance – each rated from lowest “1” through to highest “5”. Protection against mechanical hazards is expressed by a pictogram followed by these four constructs (performance levels), each representing test performance against a specific hazard.

1. Resistance to abrasion – Based on the number of cycles required to abrade through the sample glove (abrasion by sandpaper



under a stipulated pressure). The protection factor is then indicated on a scale from 1 to 5 depending on how many revolutions are required to make a hole in the material. The higher the number, the better the glove

2. Blade cut resistance – Based on the number of cycles required to cut through the sample at a constant speed. The protection factor is then indicated on a scale from 1 to 5.

3. Tear resistance – Based on the amount of force required to tear the sample. The protection factor is then indicated on a scale from 1 to 5.

4. Puncture resistance – Based on the amount of force required to pierce the sample with a standard sized point. The protection factor is then indicated on a scale from 1 to 5.

What is the difference between PU and Foam Nitrile Safety Gloves?

The two most popular types of glove coatings are polyurethane (PU) and foam nitrile. Palm coatings bring important benefits and options to work gloves, including enhanced grip, higher levels of abrasion resistance, and even water resistance. The best rule of thumb is to use foam nitrile in wet conditions and polyurethane for dry conditions.

Coating	Dry Grip	Wet Grip	Suitable with Abrasives	Durability	Comfort	Breathability	Grip Sensitivity	Puncture Proof	Temperature Range
Polyurethane (PU)	Good	Moderate	Poor	Moderate	Excellent	Good	Excellent	Good	To 79°C
Foam Nitrile	Good	Excellent	Poor	Moderate	Good	Moderate	Good	Good	To 140°C

Load More

Size

S, M, L, XL, XXL

Number of Gloves

12 Pairs, 24 Pairs, 48 Pairs

[Read More](#)

SKU: High Vis Gloves

Price: From: \$19.95



BLACK FOAM NITRILE SAFETY GLOVES - 12 PAIRS

BOX SIZE PRICE PER PAIR

- 12 Pairs \$1.66
- 24 Pairs \$1.46
- 48 Pairs \$1.35

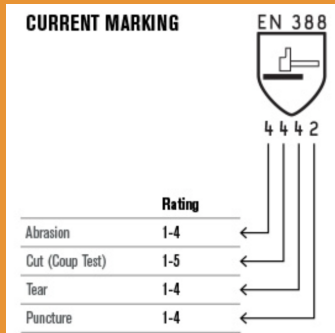
- Black Foam Nitrile Palm Dipped
- Protection against oil, grease and solvents
- 12 / 24 / 48 Pairs
- EN388 Rating: 4121
- See below for description
- FAQs

c Expand AICC Collapse All Safety Gloves

What do Safety Work Glove Ratings Mean?

All Smith & ARROW Work Gloves are have EN388 Certification giving a measured protection from mechanical risks across 4 industry parameters: Abrasion, Cut, Tear, and Puncture resistance - each rated from lowest "1" through to highest "5". Protection against mechanical hazards is expressed by a pictogram followed by these four constructs (performance levels), each representing test performance against a specific hazard.

1. Resistance to abrasion - Based on the number of cycles required to abrade through the sample glove (abrasion by sandpaper



under a stipulated pressure). The protection factor is then indicated on a scale from 1 to 5 depending on how many revolutions are required to make a hole in the material. The higher the number, the better the glove

2. Blade cut resistance - Based on the number of cycles required to cut through the sample at a constant speed. The protection factor is then indicated on a scale from 1 to 5.

3. Tear resistance - Based on the amount of force required to tear the sample. The protection factor is then indicated on a scale from 1 to 5.

4. Puncture resistance - Based on the amount of force required to pierce the sample with a standard sized point. The protection factor is then indicated on a scale from 1 to 5.

What is the difference between PU and Foam Nitrile Safety Gloves?

The two most popular types of glove coatings are polyurethane (PU) and foam nitrile. Palm coatings bring important benefits and options to work gloves, including enhanced grip, higher levels of abrasion resistance, and even water resistance. The best rule of thumb is to use foam nitrile in wet conditions and polyurethane for dry conditions.

Coating	Dry Grip	Wet Grip	Suitable with Abrasives	Durability	Comfort	Breathability	Grip Sensitivity	Puncture Proof	Temperature Range
Polyurethane (PU)	Good	Moderate	Poor	Moderate	Excellent	Good	Excellent	Good	To 79°C
Foam Nitrile	Good	Excellent	Poor	Moderate	Good	Moderate	Good	Good	To 140°C

Load More

Size

S, M, L, XL, XXL

Number of Gloves

12 Pairs, 24 Pairs, 48 Pairs

[Read More](#)

SKU: GFN4121

Price: From: \$19.95



BLACK PU SAFETY GLOVES - 12 PAIRS

BOX SIZE PRICE PER PAIR

- 12 Pairs \$1.66
- 24 Pairs \$1.46
- 48 Pairs \$1.35

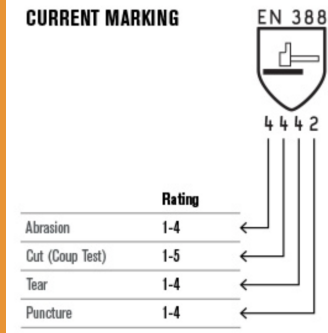
- **PU (Polyurethane) Palm Dipped**
- **Excellent protection against oils, grease, gasoline, solvents, fats**
- **12 / 24 / 48 Pairs**
- **EN388 Rating: 4131**
- **FAQs**

c Expand AICC Collapse All
Safety Gloves

What do Safety Work Glove Ratings Mean?

All Smith & ARROW Work Gloves are have EN388 Certification giving a measured protection from mechanical risks across 4 industry parameters: Abrasion, Cut, Tear, and Puncture resistance – each rated from lowest “1” through to highest “5”. Protection against mechanical hazards is expressed by a pictogram followed by these four constructs (performance levels), each representing test performance against a specific hazard.

1. Resistance to abrasion – Based on the number of cycles required to abrade through the sample glove (abrasion by sandpaper



under a stipulated pressure). The protection factor is then indicated on a scale from 1 to 5 depending on how many revolutions are required to make a hole in the material. The higher the number, the better the glove

2. Blade cut resistance – Based on the number of cycles required to cut through the sample at a constant speed. The protection factor is then indicated on a scale from 1 to 5.

3. Tear resistance – Based on the amount of force required to tear the sample. The protection factor is then indicated on a scale from 1 to 5.

4. Puncture resistance – Based on the amount of force required to pierce the sample with a standard sized point. The protection factor is then indicated on a scale from 1 to 5.

What is the difference between PU and Foam Nitrile Safety Gloves?

The two most popular types of glove coatings are polyurethane (PU) and foam nitrile. Palm coatings bring important benefits and options to work gloves, including enhanced grip, higher levels of abrasion resistance, and even water resistance. The best rule of thumb is to use foam nitrile in wet conditions and polyurethane for dry conditions.

Coating	Dry Grip	Wet Grip	Suitable with Abrasives	Durability	Comfort	Breathability	Grip Sensitivity	Puncture Proof	Temperature Range
Polyurethane (PU)	Good	Moderate	Poor	Moderate	Excellent	Good	Excellent	Good	To 79°C
Foam Nitrile	Good	Excellent	Poor	Moderate	Good	Moderate	Good	Good	To 140°C

[Load More](#)

Size

S, M, L, XL, XXL

Number of Gloves

12 Pairs, 24 Pairs, 48 Pairs

[Read More](#)

SKU: Black PU Gloves

Price: From: \$19.95



GLOVE CLIP

- **Glove Clip to hang gloves off belt**
- **Sturdy plastic**
- **Double jaw configuration**
- **Reduces lost glove replacement costs**

Amount of Clips

1 Glove Clip, 6 Glove Clips

[Read More](#)

SKU: GC

Price: From: \$4.95